

Butterfly/Butterfly Reverse

compass 600



Equipment

- Medical device class I (without isometry), class Im (with isometry)
- [smart assist](#)
- Stepless seat height adjustment via gas pressure spring
- Adjustment of the starting position in 10° steps
- Variable handle positions
- Double or single-arm exercise design
- Variably adjustable lever arm width
- Lever arms angled in the direction of internal shoulder rotation to protect the rotator cuff
- Fine gradation 4 x 1 kg

Illustration including optional equipment

Technical data

- Dimensions (L/W/H): 123-139/164/165 cm
- Weight block: 80 kg (16 x 5 kg)
- Total weight: up to 398 kg
- User weight: up to 200 kg
- Standby energy consumption: 0.0037 kWh
- Operating energy consumption: 0.018 kWh/0.024 kWh* (*=full equipment (position sensors))

Optional

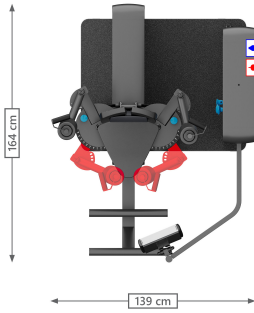
- Isometric measuring system
- Position sensors
- Pulse receiver uncoded
- [Proxoforce](#) software
- Analog interface (data output of the force signal to an external, analog receiver system, for combination with EMG)
- Movement limitation
- 100 kg weight block (20 x 5 kg)
- Lumbar support
- Magnetic cup holder with integrated shelf for walking aids

Documents

Operating instructions
compass 600


Instructions for use for older or discontinued devices are available free of charge on request from our service department at service@physiomed-group.com. Please state the exact device designation including serial number and your address. We will send them to you.

Product images




Product colors

Frame



RAL 7021
Black gray

Housing



RAL 9006
White
aluminum

Standard upholstery



F6461454
Fire

F6461197
Anthracite

Optional equipment WITH SURCHARGE

*The colors shown may differ from the actual colors depending on the monitor and screen resolution.